


BRRAIN FLYBARLESS



Release 2.0
Always check on www.msheli.com for a more recent version of this manual

External dimensions..... 21,55 x 36,44 x 10,20mm
Weight..... 7,7 g



PC Windows

"XP" 32 & 64bit
"7" 32 & 64bit
"VISTA" 32 & 64bit
"8" 32 & 64bit,
"8.1" 32 & 64bit
"10" 32 & 64bit



Tablet or Smartphone

running Android from
version 2.2 or higher



iPad or iPhone

running IOS from version
6.0 or higher



Before the Bluetooth can be used together with any of our applications, it must be paired with the device it will be used with. To pair the dongle with your device follow the instruction for the specific OS

Default security PIN is set at "0000"

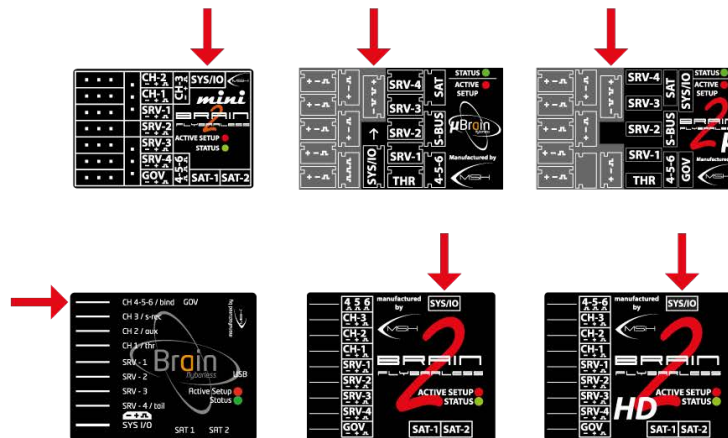
Default name is "BRAIN_BT"

(Info: factory default serial connection specs between flybarless unit and dongle Bluetooth is 115.200, 8n1)

To power the Bluetooth dongle it needs to be connected to the flybarless unit and the flybarless unit must be powered. On the top of the Bluetooth dongle, there are 2 leds. The green led indicates that the dongle is properly connected to the flybarless unit, the blue led indicates that the dongle is connected to the application that is running of any of the platform supported



To 4 pin SYS connector



Configure Bluetooth module



Connect your BT module to the unit and make sure BT module is not connected wirelessly (Blue led off)

Connect the PC through USB cable and fill in the pin and name field you would like to be set on the BT module then press ok.

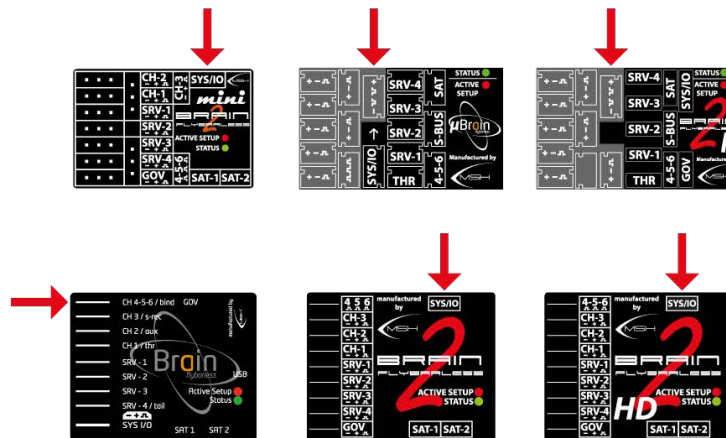
Open Brain configuration software

Go to "Configure bluetooth module" from "File" menu

Software will set Pin and Name



To 4 pin SYS connector



www.msh-electronics.com
MSH Electronics S.r.l. Milano

